


Name \_\_\_\_\_

# My Nat and Gus Natural Gas Activity Book



# ENERGY MAKES THINGS GO

**Directions:** Read this page and then color it.



## LEARNING CONNECTION:

Energy is used in many different ways.  
People and animals use food energy.

2


Cars use energy, too.





© 2012 Culver Media, LLC  
800-428-5837  
Product #35620 Run #5102 October 2012  
Printed by Quad/Graphics, St. Cloud, MN

# CIRCLE THE

# PICTURE




**Directions:** Circle the objects that match the pictures on Gus's and Natalie's T-shirts.




## LEARNING CONNECTION:

Natural gas is one source of energy. The sun is also a source of energy.

# HOW MANY DINOSAURS?


**Directions:** Put a circle around the number that shows how many dinosaurs are in the picture. Draw a natural gas symbol  where natural gas can be found.



## LEARNING CONNECTION:

Natural gas is an energy resource that was formed long ago, before dinosaurs existed. Now it is found deep underground, and we can pump it to the Earth's surface to heat our homes and run our appliances.

# FOLLOW THE PATH! THE




## LEARNING CONNECTION:

Natural gas comes to our homes, businesses, and factories through underground pipes.

# A SPECIAL BUS




Powered by Natural Gas



**Directions:** Circle the vehicle below that is like the one the cat is riding in.



**Car**



**Truck**



**Bus**



## LEARNING CONNECTION:

**6**

Natural gas is a clean, efficient fuel for buses, trucks, and cars.

# WHICH IS THE CLEANEST?

**Directions:** Circle the pictures that show something clean. Put an "X" through the pictures that show something dirty.



## LEARNING CONNECTION:


Natural gas is the cleanest-burning fuel available for transportation.

WE  
USE

NATURAL GAS

IN  
OUR

HOMES








**Directions:** Circle all the things in the picture that use natural gas:  
Outdoor light, barbecue,  
wall heater, oven, fireplace,  
warm bath, clothes dryer,  
water heater, furnace.

**LEARNING CONNECTION:**  
Natural gas is used in many ways in and around our homes.



# MATCHING

**Directions:** Draw a line between the pictures that go together.



## LEARNING CONNECTION:

Natural gas is used for cooking, heating homes, heating water, and drying clothes.

# COUNT AND WRITE


**Directions:** Count the number of people who are using natural gas in each box. Write that number in the box in each picture. Which picture shows an office? \_\_\_ A restaurant? \_\_\_ A factory? \_\_\_ A kitchen? \_\_\_.



## LEARNING CONNECTION:

Natural gas can be used in offices for heating and cooling, in restaurants for cooking and baking, and in factories for manufacturing goods.

# FIND THE ANSWER



**Directions:** Use the letters in the chart to fill in the blanks.

1	2	3	4	5	6	7	8	9	10
L	P	A	A	S	L	Y	E	F	Y


2    6    4    7

5    3    9    8    1    10

## LEARNING CONNECTION:

You should not play near gas appliances or equipment. Keep toys and papers away, too.

# WHICH NUMBER IS THE SAME?




**Directions:** Circle the number in the box below that is the same as the thermostat setting.

22	16	64	11
49	78	71	68

## LEARNING CONNECTION:

Setting the thermostat at 68 degrees will keep you comfortable and save energy, too.



**Directions:** Circle the part of the cat, mouse, and children that helps them smell a gas leak.

**LEARNING CONNECTION:**


**14** A smell is added to natural gas so you can tell if it is leaking.



# IF YOU SMELL GAS

## GAS

**Directions:** Put these pictures in the right order by numbering the boxes from 1 to 4.



### LEARNING CONNECTION:



If you smell gas in your home, tell an adult. If no adult is present, get everyone out of the house quickly. Do not use a light switch, flashlight, TV, or even a phone. Go to a safe location and ask an adult to report the leak to 911 and the local natural gas utility.



# WHICH PAGE?



**Directions:** Find the page where the picture is and then write the page number in each box.



**LEARNING CONNECTION** boxes throughout this booklet contain useful information about natural gas. They are designed to be read aloud to students.

## SAFETY TIP:

When people dig they must be careful not to damage underground gas pipelines. Adults who are planning a digging project should call 811 several days before digging to find out where pipelines are located.



Know what's below.  
Call before you dig.